

HAPPY HOLIDAY



**CENTRAL ACADEMY  
INTERNATIONAL SCHOOL**

Summer Holidays' Project

Class III – 2017-18

Dear Students,

We know that when you think of summer, you always think of fun filled activities such as; playing for longer hours, exploring new places, watching movies etc. Guess what; this holiday homework lets you do all these things and more. Studies are important for us to gain knowledge, and sports are important to keep active, healthy and learn various personality traits such as leadership, team spirit, responsibility and many more. With this thought in mind, this year, we teachers have designed your holiday homework to keep you actively and fruitfully engaged during your summer break.



**(HOLIDAY WEEKLY CALENDAR)**

SUNDAY	MONDAY	TUESDAY	WEDNESDAY	THURSDAY	FRIDAY	SATURDAY
					1 Help your mother with her work.	2 Ride to a Ho-Ho bus
3 Visit to the Zoo	4 Spend a day with your cousins.	5 Make lemonade with your mom.	6 Go on Nature walk with your grandparents.	7 Help your grandparents in their work.	8 Clean and arrange your room.	9 Enjoy kids movie with your family.
10 Help mom in arranging dinner table.	11 Make father's day card to surprise him.	12 Water the plants.	13 Get pictures clicked with your grandparents.	14 Click photographs of any 3 plants in your home or garden.	15 Narrate a story to your father.	16 Water the plants in your home.
17 Father's day outing , Give your card to him.	18 Find your old toys to donate.	19 Make a painting with oil pastels.	20 Accompany your mother for shopping.	21 International yoga day- Do yoga with your Family.	22 Discussion on Good Habits with parents.	23 Enjoy "Bubble Bath" (shampoo and water in a tub)
24 Go for the Airport metro ride.	25 Watch the sunset and sunrise.	26 Visit Doll Museum	27 Check your Holiday Homework.	28 Check your school uniform clean and ironed.	29 Check your school shoes are polished.	30 Enjoy quality time with your family.

## **CLASS: III**

### **ENGLISH HOLIDAY HOMEWORK**

1. Read the book 'Alice in Wonderland' and write any two adventures that Alice had in wonderland. Stick pictures to make your task colourful and attractive.
2. Write five new words you have come across in your storybook.
3. Converse in English with your family members and listen to English news daily.
4. Do ten pages in your cursive writing book.
5. Revise the chapters covered in the class for unit test in July.
6. Do the given worksheets.

### **Hindi**

- 1 Practice all the Matras done in the class.
- 2 Write ten lines on Myself.
- 3 Write any story in your own words and paste the characters in the A4 size sheet.

### **MATHS**

- Q1. Do the given worksheets.
- Q2. Make Flash Cards of Roman Numeral on one side and Numeric Value on other side. (any 5)
- Q3. Write tables of 1-15 in your Maths Notebook.

### **SCIENCE**

1. Draw a plant on a chart paper and label its parts. Display the chart in your Classroom and speak about the functions of each part.

### **Social Studies**

1. Learn the names of planets, oceans and continents.
2. Do the worksheets.
3. Grow an indoor plant in a small pot, observe its growth daily, make a report, take a photograph and bring it after the school reopens.

### **General Knowledge**

1. Read newspaper daily and do the following:
2. Cut and paste in the Scrap Book;
3. One National News (daily)
4. One International News (daily)

5. One Sports News (daily)
6. Write date on each page.

## **SUBJECT: - COMPUTER SC.**

**Learn and Prepare Lesson-1 for class Test in July.**

**Project: -**

**Make a model using cardboard, colored sheet and other required material according to your roll numbers**

Roll no.1-5	Monitor	Roll no.11-15	Speakers
Roll no. 16-20	Mouse	Roll no. 6-10	Keyboard
Roll No. 21-25	CPU	Roll No. 26-30	Headphones
Roll No. 31-35	Web Camera	Roll No. 36-40	CD
Roll No. 40 onwards	Microphone		

Write five lines about your project on colored A4 sheet and also learn for 'Show and Tell Competition'.

### **(Western Music)**

- Class 3-7
- To memorize the Prayer Song  
# FATHER WE THANK THEE  
(Song Book Page 38)
  - To learn the National Anthem  
# JANA GANA MANA
  - To memorize the School Anthem  
# RAISE UP, RAISE UP, RAISE UP  
(Song Book Page1)

### **DANCE**

1. Make a dance note book (single line).
2. Paste any 3 forms of folk dance pictures.
3. Note: - Cover your notebook with red colour paper

### **Art & Craft**

BOOK:- BUSY BEE ART

PAGE NO 4 AND 9

BOOK:- BUSY BEE CRAFT

PAGE NO 4 AND 5

SOMETHING CREATIVE WITH CD

HOLIDAY HOMEWORK WORKSHEET  
CLASS 3 – ENGLISH

Name: \_\_\_\_\_

---

**Q1. Circle each Noun**

happy      pillow      goat      up      angry

slow      make      boy      desk      fast

lamp      kite      song      pencil      throw

sun      girl      dance      draw      water

**Q2. Change the gender of the given words:**

a) Girl \_\_\_\_\_

b) Lioness \_\_\_\_\_

c) Master \_\_\_\_\_

d) Cow \_\_\_\_\_

e) Hen \_\_\_\_\_

f) Peacock \_\_\_\_\_

### Q3. SINGULAR and PLURAL

A Singular Noun names one person, place or thing. Example – Pen, Dog, Hut

A Plural Noun names more than one person, place or thing. Example – Pens, Dog, Huts.

**Add s to form the Plural of the given Singular Nouns:**

a) Table \_\_\_\_\_

b) Spoon \_\_\_\_\_

c) Toy \_\_\_\_\_

d) Zebra \_\_\_\_\_

e) Plant \_\_\_\_\_

f) Rock \_\_\_\_\_

g) Store \_\_\_\_\_

h) Car \_\_\_\_\_

i) Teacher \_\_\_\_\_

j) Hat \_\_\_\_\_

Q4. Write the given summer words in alphabetical order:

Shells	Goggles	Swim	Lemonade	Towel	Beach
--------	---------	------	----------	-------	-------

1. \_\_\_\_\_

4. \_\_\_\_\_

2. \_\_\_\_\_

5. \_\_\_\_\_

3. \_\_\_\_\_

6. \_\_\_\_\_



# HOLIDAY HOMEWORK WORKSHEET

## CLASS 3 – MATHEMATICS

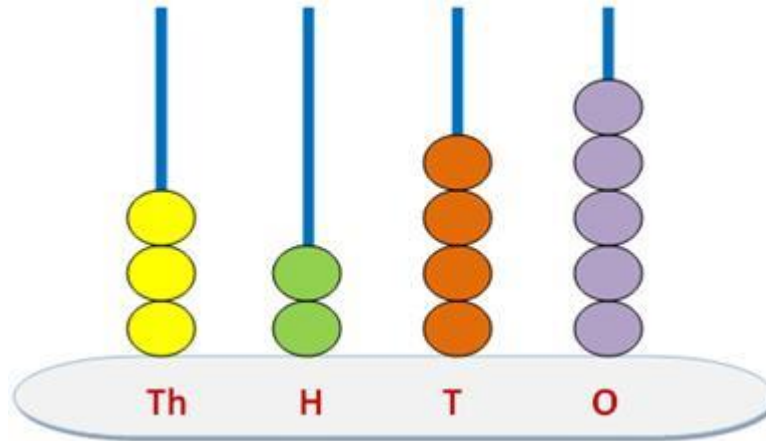
Name: \_\_\_\_\_

Unit 2 – Four Digit Numbers

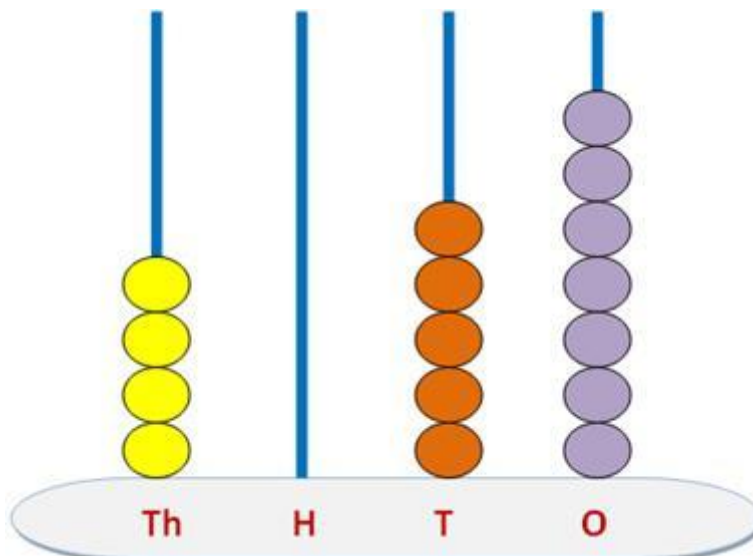
---

Q1. Write the number shown on the abacus:

a)



b)





Q2. Write the number names:

- a) 5226 – \_\_\_\_\_
- b) 9103 – \_\_\_\_\_
- c) 2321 – \_\_\_\_\_
- d) 1005 – \_\_\_\_\_

Q3. Count backwards and fill in the numbers:

- a) 2500    \_\_\_\_\_                      \_\_\_\_\_                      \_\_\_\_\_                      \_\_\_\_\_
- b) 7654    \_\_\_\_\_                      \_\_\_\_\_                      \_\_\_\_\_                      \_\_\_\_\_

Q4. Write the numbers that follow:

- a) 2100    2200    2300    2400    \_\_\_\_\_                      \_\_\_\_\_                      \_\_\_\_\_
- b) 8700    8650    8600    8550    \_\_\_\_\_                      \_\_\_\_\_                      \_\_\_\_\_

Q5. Write in ascending order:

- a) 3684    3754    3864    3574    3654  
\_\_\_\_\_
- b) 8210    8102    8012    8201    8120  
\_\_\_\_\_

Q6. Make the greatest and the smallest four – digit numbers with the given digits:

- a) 3, 8, 9, 5

Greatest Number	Smallest Number

- b) 2, 7, 0, 6

Greatest Number	Smallest Number

Q7. Fill in:

- a) In 2975, 9 is in the \_\_\_\_\_ place, and 5 is in the \_\_\_\_\_ place.

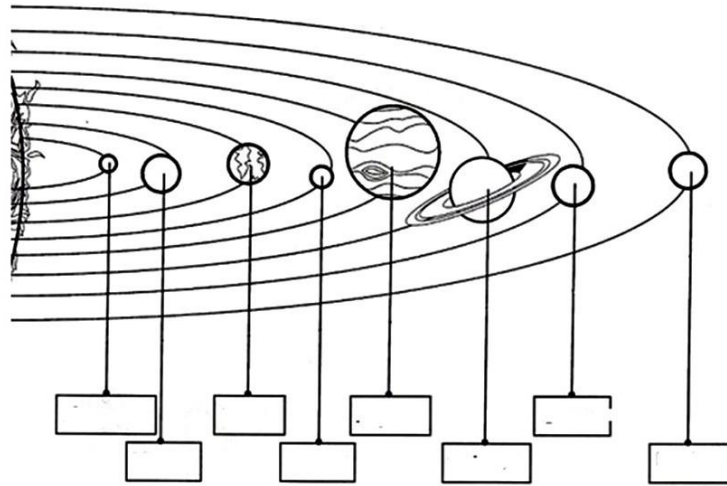
b) In 5620, the place value of 5 is \_\_\_\_\_, that of 0 is \_\_\_\_\_, that of 2 is \_\_\_\_\_.

**Holiday Home Work – SSt – CLASS III**

Name : \_\_\_\_\_

Date : \_\_\_\_\_

Write the names of the planets of our Solar System in the boxes :



Locate and label all the seven continents and five oceans on the map of the world given below :

**Continents and Oceans**



Name: \_\_\_\_\_

Label the four directions :



**Choose the correct answer :**

- a. A model of earth is called : sphere – map – globe
- b. A very large body of water is called : a lake – an ocean - a pond
- c. The needle of the compass always points : north – east – south
- d. Water bodies are always shown in this colour : red – blue – green
- e. The only ocean named after a country is : Indian – Pacific – Southern
- f. Earth and sky appear to meet at the : Sun – Horizon - Directions